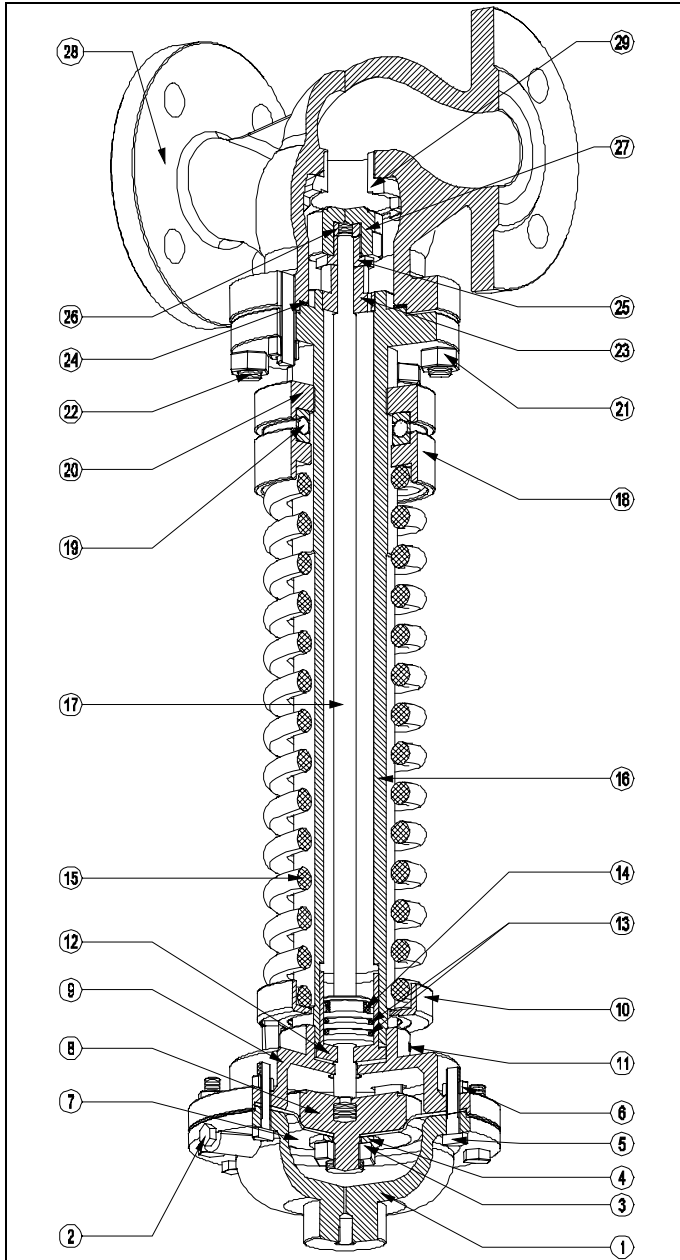




# COMPONENTS LIST and MATERIALS

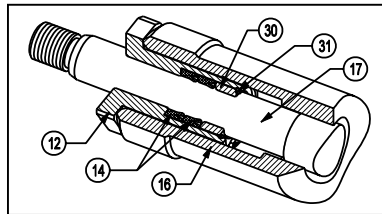


## COMPONENTS LIST

1. Upper diaphragm casing
2. Airvent screw
3. Hexagonal locknut
4. Washer
5. Diaphragm casing bolts
6. Diaphragm casing locknuts
7. Diaphragm
8. Diaphragm plate
9. Lower diaphragm casing
10. Lower spring plate
11. Grub screw
12. Airtight guide
13. O-Rings (DN25-DN50)
14. Airtight
15. Spring
16. Yoke
17. Stem
18. Upper spring plate
19. Ball bearing (DN40-100)
20. Spring adjusting plate
21. Body locknuts
22. Stud-bolts
23. Guide bushing
24. Body gasket
25. Plug locknut
26. Entering catch
27. Plug
28. Body
29. Seat
30. Washer (DN15-20)
31. Seeger (DN15-20)

## MATERIALS

1. G25 cast iron
2. 4.8 DIN 933 galvanized steel
3. AISI 304 st. steel
4. DIN 125 galvanized steel
5. 8.8 DIN 933 galvanized steel
6. ISO 4033 galvanized steel
7. RubbertexT60-80  
NBR T100-150
8. G25 cast iron
9. G25 cast iron
10. UNI 7013-72 bronze
11. 14.9 DIN 914 steel
12. OT58 brass
13. NBR
14. NBR DIN 3760
15. C85 8 steel (DN15-50)  
52SiCrNi5 (DN65-100)
16. C40 nickel plated steel
17. AISI 304 st. steel
18. UNI 7013-72 bronze
19. Ref. 51112 steel (DN40-50)  
Ref. 51118 steel (DN65-100)
20. UNI 7013-72 bronze
21. ISO 4033 galvanized steel
22. Galvanized steel
23. OT58 brass
24. Centellen WS 3820  
PTFE on request
25. AISI 303 st. steel
26. AISI 303 st. steel
27. AISI 304 st. steel
28. G25 cast iron or  
GSC-25 (1.0619) carbon steel
29. AISI 304 st. steel
30. OT58 brass
31. DIN 471 steel



**STEM PACKING  
DN 15 - 20**

## SPARE PARTS KIT

### Diaphragm ( part. 7 )

- T.60 code T.60.103
- T.80 code T.80.103
- T.100 code T.100.103
- T.150 code T.150.103

### Gaskets kit [ parts. 12 - 14 ( n°2 ) - 24 - 30 - 31 ]

- DN 15 code GASKETSRP1315
- DN 20 code GASKETSRP1320

### Gaskets kit [ parts. 13 ( n° 2 ) - 14 - 24 ]

- DN 25-32 code GASKETSRP132532
- DN 40-50 code GASKETSRP134050
- DN 65-80 code GASKETSRP136580
- DN 100 code GASKETSRP13100  
(DN 65-80 e DN100 ref. 14 and ref.24 only)

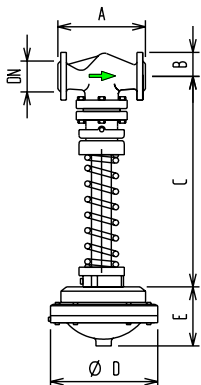
## DIMENSIONS (mm) and WEIGHT (Kg)

### BODY GROUP

DN	Ø	A	B	C	WEIGHT
15	1/2"	130	47,5	340	5,5
20	3/4"	150	52,5	333	6,5
25	1"	160	57,5	424	10,5
32	1.1/4"	180	70	427	11,5
40	1.1/2"	200	75	476	17,5
50	2"	230	82,5	482	20,0
65	2.1/2"	290	92,5	535	37,0
80	3"	310	100	568	44,0
100	4"	350	PN16 110	PN40 118	578 53,5

### ACTUATOR

ACTUATOR	Ø D	E	WEIGHT
T.60	149	94	3,5
T.80	162	93	5,0
T.100	188	96	6,5
T.150	226	93	10,0



For valve sizing, see leaflet n° 100/VP.

Specifications given are only indicative and not binding for the manufacturer who reserve the right to carry-out any modification deemed necessary without prior notice